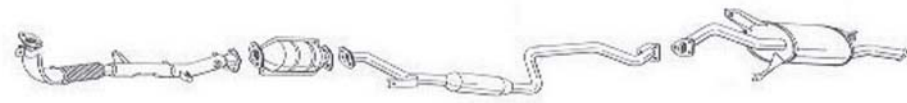


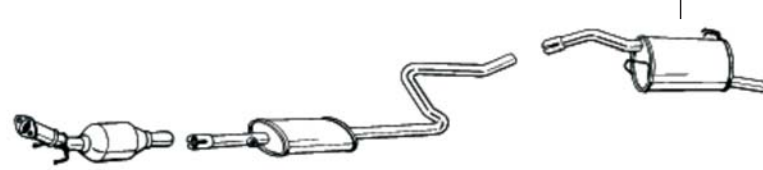
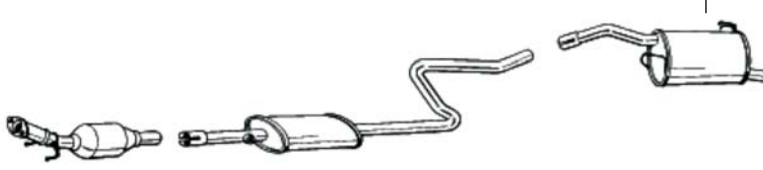
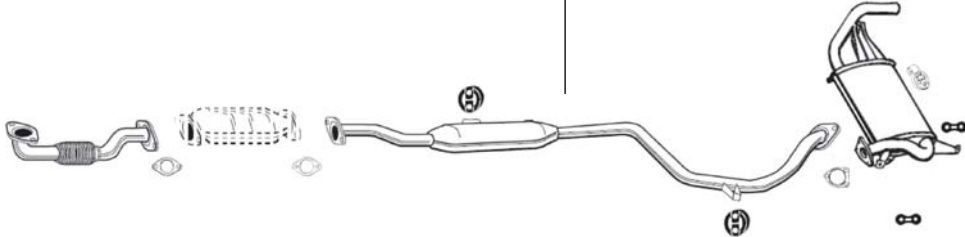
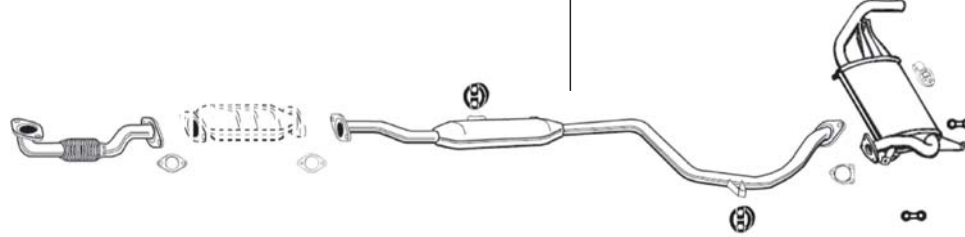
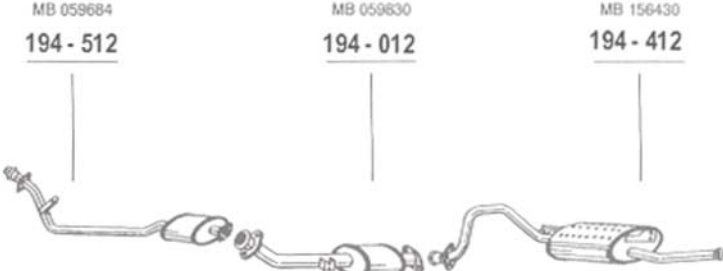
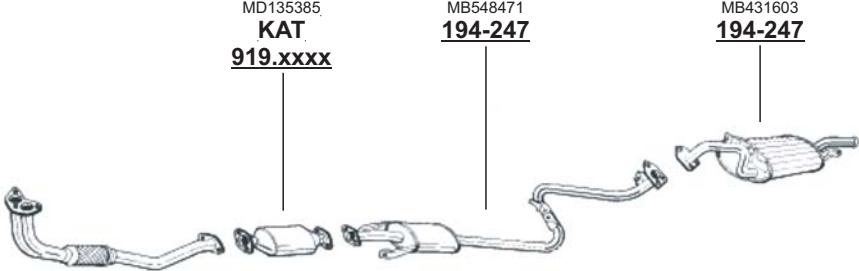
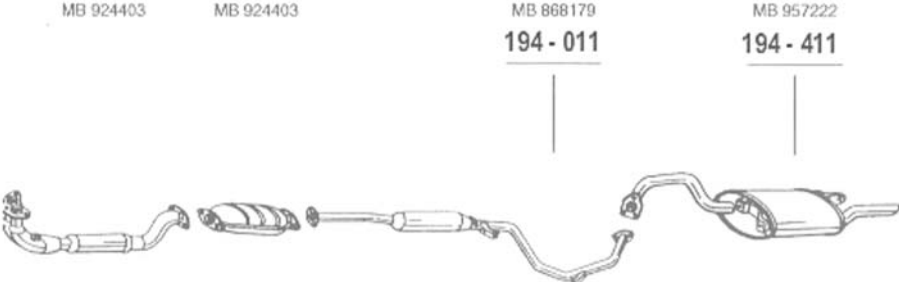


<p>MR 160801      MB 957297      <b>MR204559</b> <b>194 - 450</b>      <b>MB957279</b> <b>194 - 250</b></p> 	<p><b>Carisma</b> <span style="border: 1px solid black; padding: 2px;">CAT</span>  <b>1.6i -16V</b>  <b>Sedan, Hatchback</b>  <b>05/95-04/97</b>          1597 cc, 90 HP, 68 KW          M°4G92          T°DA1A</p>
<p>MR 160801      MB957297 <b>KAT</b>      <b>MB957940</b> <b>194-451</b>      <b>MB127069</b> <b>194-251</b></p> 	<p><b>Carisma</b> <span style="border: 1px solid black; padding: 2px;">CAT</span>  <b>1.6i -16V</b>  <b>Sedan, Hatchback</b>  <b>05/97-</b>          1597 cc, 100 HP, 74 KW          M°4G92          T°DA1A          1834cc 116HP, 85Kw          M° 4G93          T° DA2A</p>
<p>MR 340605      MR 356919      <b>MR 312905</b> <b>194 - 452</b>      <b>MR 957280</b> <b>194 - 252</b></p> 	<p><b>Carisma</b> <span style="border: 1px solid black; padding: 2px;">CAT</span>  <b>1.8 GD</b>  <b>Sedan, Hatchback</b>  <b>05/97-</b>          1834 cc, 125 HP, 92 KW          M°4G93          T°DA2A</p>
<p><b>MR 597567</b>      <b>MR 597568</b>      <b>MN178257</b> <b>194-217</b></p> 	<p><b>Colt IV</b> <span style="border: 1px solid black; padding: 2px;">CAT</span>  <b>1.1i 16V</b> <span style="border: 1px solid black; padding: 2px; border-radius: 50%; display: inline-block; width: 15px; height: 15px; text-align: center; line-height: 15px;">3</span>  <b>1/04-</b>          1124 cc, 75 PS          Eng.:3A91   <b>1.3i</b>  <b>1/04-</b>          1332 cc, 95 PS          Eng.: 4A90</p>
<p><b>MR 597567</b>      <b>MR 597568</b>      <b>MR968906</b> <b>194-218</b></p> 	<p><b>Colt IV</b> <span style="border: 1px solid black; padding: 2px;">CAT</span>  <b>1.1i 16V</b> <span style="border: 1px solid black; padding: 2px; border-radius: 50%; display: inline-block; width: 15px; height: 15px; text-align: center; line-height: 15px;">5</span>  <b>1/04-</b>          1124 cc, 75 PS          Eng.:3A91   <b>1.3i</b>  <b>1/04-</b>          1332 cc, 95 PS          Eng.: 4A90</p>





# MITSUBISHI - PEBSSA

<p><b>Colt</b>  <b>1.2 EL, GL, Eterna</b>  <b>78-83</b>            1244 cc, 55 HP, 40KW            M°4G11, 4G12            T°A151, A152  <b>1.4 GLX</b>            1410 cc, 70 HP, 51KW</p>	
<p><b>Colt</b>  <b>1.2</b>  <b>6/86-88</b>            1198 cc            60 PS            4G16            C12</p>	
<p><b>Colt</b>  <b>EL, GL, GLX</b>  <b>1300-1500</b>  <b>4/88-92</b>            69, 84 HP, 51, 62 KW            M°: 4G13, 4G15            T°: C51A, C52A</p>	
<p><b>Colt</b> <span style="border: 1px solid black; padding: 2px;">CAT</span>  <b>1300, 1500</b>  <b>9/88-12/91</b>            1298 cc, 60 HP,            44 KW            M°4G13            T° C12            1485 cc, 85 HP,            63 KW            M°4G15            T° C52A</p>	
<p><b>Golt</b> <span style="border: 1px solid black; padding: 2px;">CAT</span>  <b>1.3 GLi, ELi</b>  <b>1.6 GLi, GLXi</b>  <b>12/91-10/95</b>            1299 cc, 75 HP,            55 KW            M°4G13            T° CA1            1597 cc, 113 HP,            83 KW            M°4G92            T° CA4</p>	


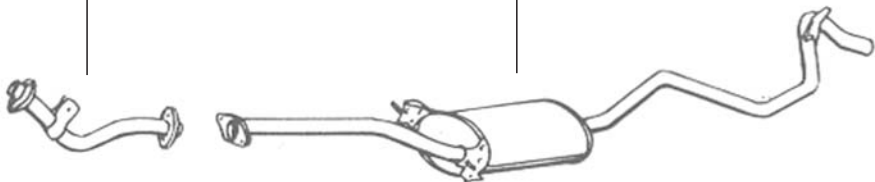

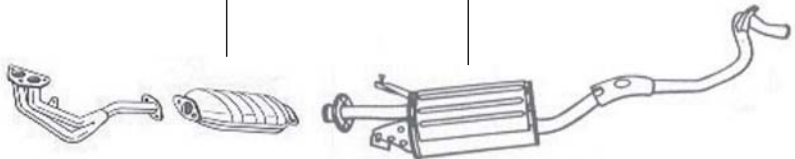
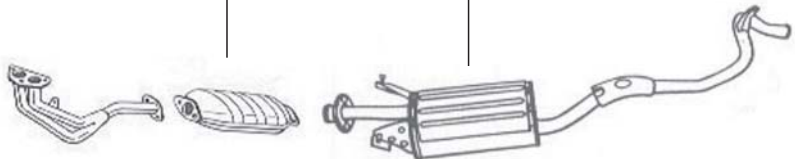
 <p>MR188850 <b>194-114</b></p> <p>MB890136 <b>194-414</b></p>	<p><b>Colt</b> <span style="border: 1px solid black; padding: 0 2px;">CAT</span></p> <p>1.3i -12V 11/95- 1298 cc, 75 HP, 55 KW M°4G13 T°CJ1A</p>
 <p>MR188847 <b>194-115</b></p> <p>MB890136 <b>194-414</b></p>	<p><b>Colt</b> <span style="border: 1px solid black; padding: 0 2px;">CAT</span></p> <p>1.6i -16V 11/95- 1597 cc, 90 HP, 66 KW M°4G92 T°CJ4A</p>
 <p>MB 059684 <b>194 - 512</b></p> <p>MB 059630 <b>194 - 012</b></p> <p>MB 156430 <b>194 - 412</b></p>	<p><b>Galant</b></p> <p>1.6 Sigma, 2.0 79-08/80 1597 cc,75 HP,55 KW 1997 cc,102 HP,75 KW M° 4G32 T° A121A</p> <p><b>Sapporo</b></p> <p>1.6 SL, 2.0 GSL, GSR 1597 cc,75 HP,55 KW 1997 cc,85 HP,63 KW M° 4G32, 4G52 T° A121AH, A123AH</p>
 <p>MD135385 <b>KAT</b> <b>919.xxxx</b></p> <p>MB548471 <b>194-247</b></p> <p>MB431603 <b>194-247</b></p>	<p><b>Galant</b> <span style="border: 1px solid black; padding: 0 2px;">CAT</span></p> <p>1.8-2.0 3/88-4/92 1755, 1997 cc 86, 110 PS Mot.: 4G37, 4G63 E32A, E33A</p>
 <p>MB 924403    MB 924403</p> <p>MB 868179 <b>194 - 011</b></p> <p>MB 957222 <b>194 - 411</b></p>	<p><b>Galant</b> <span style="border: 1px solid black; padding: 0 2px;">CAT</span></p> <p>1.8 GLI, GLSi, Sedan, Hatchback 11/92- 1834 cc, 126 HP, 93 KW M° 4G93</p> <p>2.0 GLI, GLSi 1997 cc, 137 HP, 101 KW M° 4G63</p>

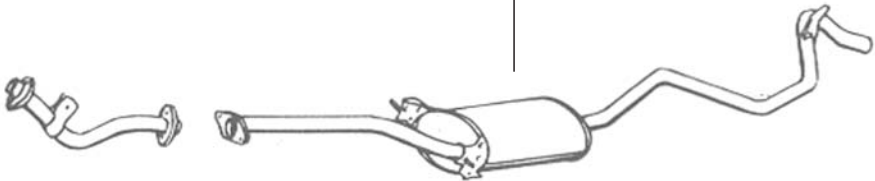

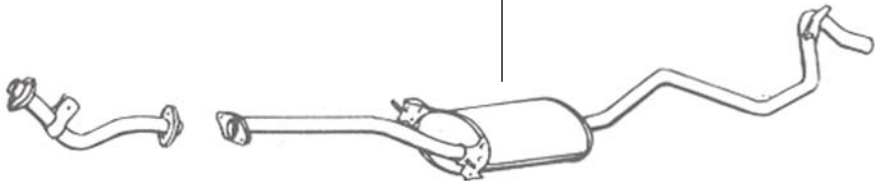


# MITSUBISHI - PEBSSA

<p><b>Lancer</b>            1.2, 1.4, 1.6  <b>09/79-03/84</b>            1198 cc, 55 HP, 40 KW            M° 4G11            T° A171A            1410 cc, 68 HP, 50 KW            M° 4G12            T° A172A            1597 cc, 82 HP, 60 KW            M° 4G32            T° A174A</p>	
<p><b>Lancer F</b>            1.2 GL, GLX, 1.4  <b>01/83-03/84</b>            1198 cc, 55 HP,            40 KW            M° 4G11            T° A155A            1410 cc, 70 HP,            51 KW            M° 4G12            T° A156ABSL</p>	
<p><b>Lancer</b>            1.2 DL, EL, GL, 1.5  <b>04/84-08/88</b>            1198 cc, 55 HP            40 KW            M° 4G16            T° C15            1468 cc, 75 HP,            55 KW            M° 4G15            T° C12</p>	
<p><b>Lancer</b> <span style="border: 1px solid black; padding: 2px;">CAT</span>            1.3 EL, GL,            1.5 GLi, GLXi  <b>08/88-05/92</b>            1299 cc, 68 HP,            50 KW            M° 4G13            T° C61A            1468 cc, 84 HP,            62 KW            M° 4G15            T° C62A</p>	
<p><b>Lancer</b> <span style="border: 1px solid black; padding: 2px;">CAT</span>            1.3i, 1.6i  <b>Sedan</b>  <b>05/92-11/95</b>            1298, 1597 cc            75, 113 PS            Mot.: 4G13, 4G92            CB1A, CB4A</p>	

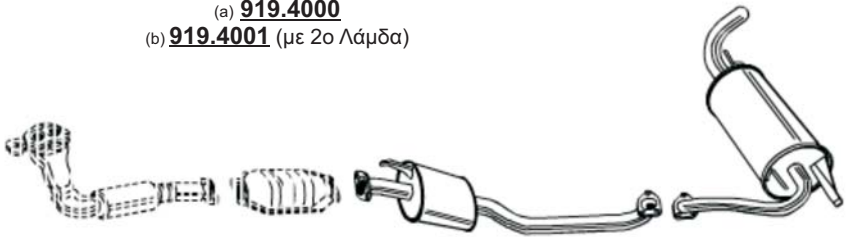



<p>194 - 507</p> <p>194 - 407</p>	<p><b>L 200 PICK-UP 1980-</b></p>
<p>MB431915 <b>194-420</b></p>	<p><b>L200</b></p> <p><b>2.0 1987-</b></p> 
<p>MB431554 <b>194-520</b></p> <p>MB431354 <b>194-720</b></p> <p>MB431915 <b>194-420</b></p>	<p><b>L200 4x4</b></p> <p><b>2.5 DIESEL 1/88-10/92</b></p> <p>2477 cc 72 PS Mot.: 4D56 K24T / K34</p> 
<p>MR160385 MB890533 <b>194-021</b></p> <p>MB810664 <b>194-425</b></p>	<p><b>L200 4x4</b></p> <p><b>2.5 DIESEL 2.5 TURBO DIESEL 7/92-10/97</b></p> <p>2477 cc 69, 87 PS Mot.: 4D56, 4D56T K24T / K34</p> 
<p>MR127364 <b>194-526</b></p> <p>MR127395 <b>194-026</b></p> <p>MR127383 <b>194-426</b></p>	<p><b>L200 4x4</b></p> <p><b>2.5 TURBO DIESEL 9/96-</b></p> <p>2477 cc 95, 116 PS Mot.: 4D56T K74T</p> 

# MITSUBISHI - PEBSSA

<p><b>L 300 SWB</b>  <b>80-10/86</b>          1598 cc, 85 HP, 62 KW          M° 4G32          T° L032P</p>	<p style="text-align: center;">MB 111969 <b>194 - 508</b></p> <p style="text-align: center;">MB 111993 <b>194 - 408</b></p> 
<p><b>L300 SWB</b>   <b>1.6</b>  <b>11/86-</b>          1598 cc          69 PS          Mot.: 4G32          P02V          WB: 2235 mm</p>	<p style="text-align: center;">MB376637 <b>194-509</b></p> <p style="text-align: center;">MB376766 <b>194-409</b></p> 
<p><b>L300 LWB</b>   <b>1.6</b>  <b>11/86-</b>          1598 cc          69 PS          Mot.: 4G32          P12V          WB: 2435 mm</p>	<p style="text-align: center;">MB376637 <b>194-509</b></p> <p style="text-align: center;">MB431399 <b>194-419</b></p> 
<p><b>L300 SWB &amp; 4x4 CAT</b>   <b>2.0i</b>  <b>11/86-5/96</b>          1997 cc          90 PS          Mot.: 4G63-G63B          P03V, P23V, P03W,          P23W          WB: 2235 mm</p>	<p style="text-align: center;">MD115041 <b>KAT</b> <b>919.3000</b></p> <p style="text-align: center;">MB651155 <b>194-423</b></p> 
<p><b>L300 SWB &amp; 4x4 CAT</b>   <b>2.4i6</b>  <b>/86-</b>          2351 cc          109 PS          Mot.: 4G64          P04V, P24V, P04W,          P24W          WB: 2235 mm</p>	<p style="text-align: center;">MD119607 <b>KAT</b> <b>N/A</b></p> <p style="text-align: center;">MB651155 <b>194-423</b></p> 

<p>MB514052</p>	<p>MB376766 <b>194-409</b></p> 	<p><b>L300 SWB</b></p> <p><b>2.5 DIESEL 11/86-8/96</b> 2477 cc 70 PS Mot.: 4D56 P05V, P25V WB: 2235 mm</p>
<p>MB514052</p>	<p>MB431399 <b>194-419</b></p> 	<p><b>L300 LWB</b></p> <p><b>2.5 DIESEL 11/86-8/96</b> 2477 cc 70 PS Mot.: 4D56 P05V, P15V WB: 2435 mm</p>
<p>MB431081</p>	<p>MB612419 <b>194-427</b></p> 	<p><b>L300 SWB 2x4 &amp; 4x4</b></p> <p><b>2.5 TURBO DIESEL 12/87-5/96</b> 2477 cc 84 PS Mot.: 4D56 P05W, P25W WB: 2235 mm</p>
<p>MR299074</p>	<p>MR299130 <b>194-437</b></p> 	<p><b>L400 SWB</b></p> <p><b>2.5 TURBO DIESEL 6/96-9/02</b> 2477 cc 87 PS Mot.: 4D56T PA5V, PA5W WB: 2800 mm</p>
<p>MR299074</p>	<p>MR299057 <b>194-438</b></p> 	<p><b>L400 LWB</b></p> <p><b>2.5 TURBO DIESEL 6/96-9/02</b> 2477 cc 87 PS Mot.: 4D56T PB5V WB: 3000 mm</p>

# MITSUBISHI - PEBSSA

<p><b>Pajero Pinin</b> 4x4 CAT</p> <p><b>1.8 GDi 16V</b> 5/99- 1834 cc 120 PS Mot.: 4G93 Type: H66W</p>	<p>MR497218      MR464597      MR431257</p> <p><b>KAT</b> (a) <b>919.4000</b> (b) <b>919.4001</b> (με 2ο Λάμδα)</p> 
<p><b>Pajero</b> 2.3 Turbo Diesel 4x4 09/84-86</p> <p>2347 cc, 84 HP, 62 KW M° 4G55T T° L043G</p>	<p>MB 179942      MB 179944      MB 577361</p> <p><b>194 - 017</b>      <b>194 - 417</b></p> 
<p><b>Pajero</b> 2.5 Turbo Diesel 4x4 07/87-11/88 SWB 2350 mm</p> <p>2477 cc, 95 HP, 70 KW M° 4D56 T° LO44G</p>	<p>MB 611506      MB 179944      MB 577361</p> <p><b>194 - 017</b>      <b>194 - 417</b></p> 
<p><b>Pajero</b> 2.6 4x4 Diesel 09/84-86</p> <p>2555 cc, 103 HP, 76 KW M° 4G54 T° L042G</p>	<p>MB 179944      MB 577361</p> <p><b>194 - 017</b>      <b>194 - 417</b></p> 
<p><b>Pajero</b> 2.5 Turbo Diesel 4x4 12/90-</p> <p>2477 cc, 99 HP, 73 KW M° 4D56</p>	<p>MB 611506      MB 61687      MB 651696      MB 612220</p> <p><b>194 - 422</b>      <b>194 - 822</b></p> 